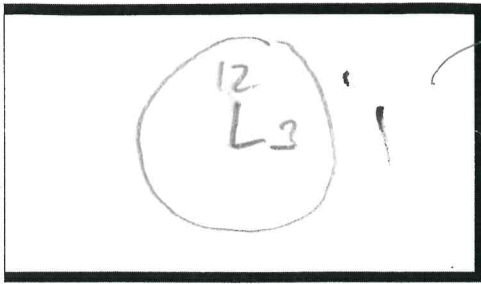



Name: _____




1 CU Still

Shot of clock
Pause for 5 seconds
Ahmed: "Oh no. I'm late for..."
Editing note: Use audio from second clip and overlay it over this clip




2 MS Still

Ahmed: "Oh no. I'm late for my appointment"
[Turns head, Turns sideways in chair, Push hands off desk, Stands up] Note Foot closest to the camera is the leading foot - Edit note: Out point when Ahmed's bum is off chair 20 cm



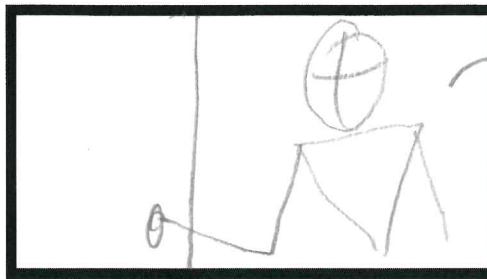
3 LS Still *action*

Cut on action - Same ~~shot~~ different angle
[...Pushes hands off table, Stands up and runs]
Edit note: In point - cut when Ahmed's bum is off the chair 20 cm



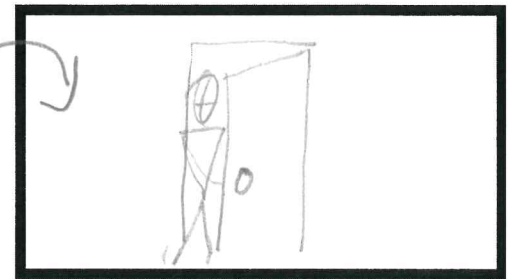
4 LS Pan *action*

Cut on action - same ~~shot~~, different angle
[...Stands up and runs]
Edit note: In point is the second step in motion



5 MS Still

[Ahmed enters the video frame and opens the door with his right hand, walks through the door, turns right]
Editing note - In point: empty frame, Out point: door is open 30 cm




6 LS Still

Cut on action [Ahmed opens the door and turns right] Editing note - In point: door is open 30 cm, Out point: Ahmed is out of the video frame] Also note: When door is open 30cm, be aware of where you hand, shoulders and feet are



7 LS Still

Ahmed walks directly toward the camera until very close to the camera]
Editing note - fade to black at the end of the shot when Ahmed is very close to the camera




8 MS Still

[Ahmed walks away from the camera]
Editing note - at the beginning of the shot, fade the shot FROM black - It should have the illusion that the character passes through the camera - Use your good judgement if the fades work or use straight cuts




LS Pan

[Ahmed walks around a corner]
Shooting note: make sure that the camera is at a right angle to Ahmed and that he passes in front of the camera
Out point: at the corner



LS Pan

Ahmed walks around the corner]
Shooting note: the is taken from the other side of the corner
In point: at the corner



ELS LS MLS MS MCU CU ECU
Still Pan Tilt Dolly Truck Arc
[Ahmed arrives at the destination]
YOUR CHOICE OF HOW TO END THIS